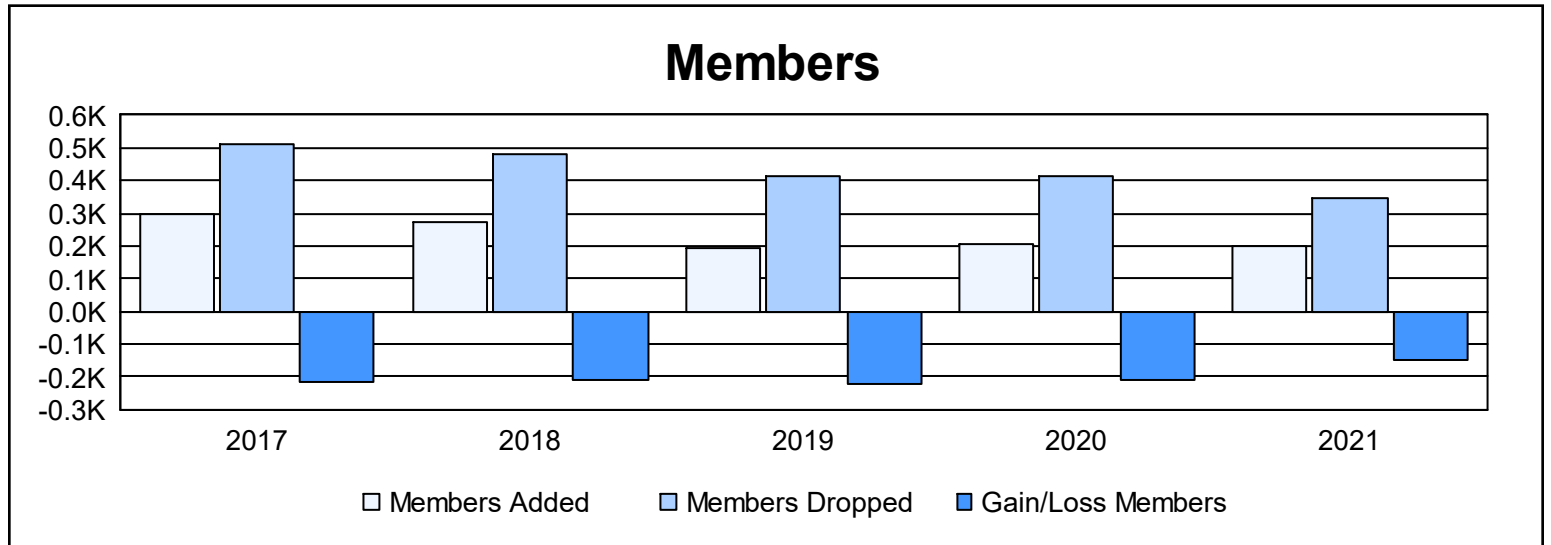
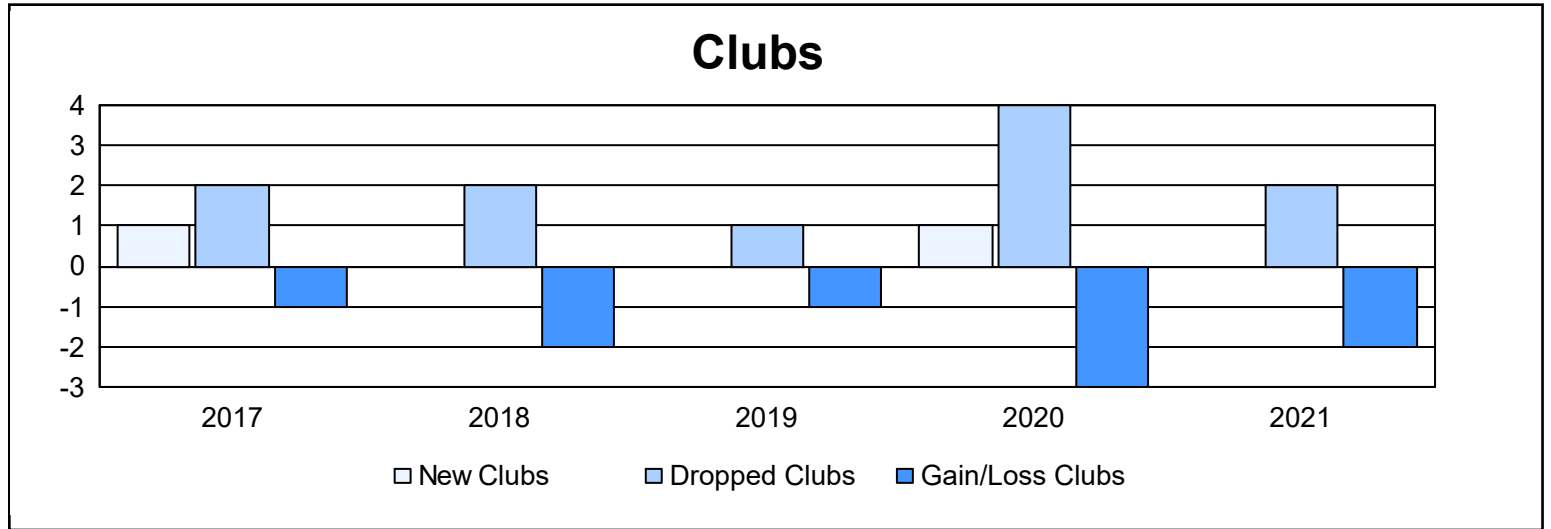
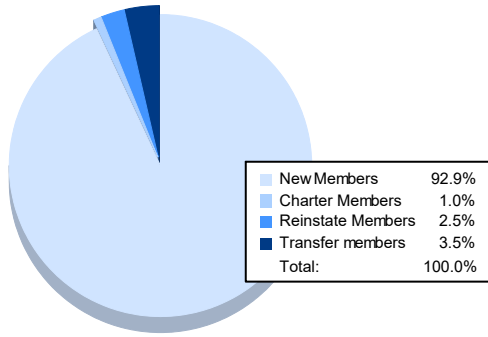


Year	New Clubs	Dropped Clubs	Gain/ Loss Clubs	New Members	Charter Members	Reinstate Members	Transfer Members	Total Member Added	Total Members Dropped	Gain/ Loss Members
2016-2017	1	2	-1	256	21	17	2	296	509	-213
2017-2018	0	2	-2	253	0	11	8	272	482	-210
2018-2019	0	1	-1	176	0	8	11	195	416	-221
2019-2020	1	4	-3	170	21	10	3	204	416	-212
2020-2021	0	2	-2	184	2	5	7	198	344	-146
<b>Average</b>	<b>0</b>	<b>2</b>	<b>-2</b>	<b>208</b>	<b>9</b>	<b>10</b>	<b>6</b>	<b>233</b>	<b>433</b>	<b>-200</b>



### Membership Composition June 2021 Cumulative



### Gender Composition June 2021 Cumulative

